

THE NEW COLONIAL WOODCUTTER

INSIDE THIS ISSUE:

<i>Our Speaker</i>	2
<i>Safety Lecture</i>	3
<i>First Aid Kits</i>	3
<i>Monogram Shirts</i>	3
<i>Upcoming Event</i>	3
<i>From the Board</i>	4
<i>Guild Interests</i>	5
<i>Exciting Opportunities</i>	6
<i>September Meeting</i>	7
<i>Show & Tell</i>	8
<i>DVD Library</i>	9
<i>The Raffle</i>	9
<i>Christmas Contest</i>	10

The next AWG Guild meeting
will be September 12th at 7PM

Davidsonville United Methodist
Church
#819, Route 214, Davidsonville,
MD

The next AWG Board meeting
will be September 26th at 7PM

541A Baltimore Annapolis Blvd
Severna Park, MD

Website:
www.annapoliswoodworkers.org

THE PRESIDENT'S ANGLE

My Fellow Woodworkers,

It is nearing the end of summer. Vacation time is drawing to a close. The kids are getting ready to go back to school. It's now time for you to get back in the shop.

Christmas is coming. It's time to get started on all those Christmas gifts. They have to be completed because everyone's been begging you for them.

It is time to get those saws a-singing; those lathes a-turning; and those drills a-spinning. It's time to create that mound of dust. Let's not forget that shelf the wife has been begging for, for at least the past three months. Git-r-done!


Have you thought about your contest entry?


Have you made a gift item to raffle off at the Christmas dinner?

January will be here before you know it, so it's not early to start on your items to display at the woodworking show.


We want to see a lot of new projects on display so the public can see what our Annapolis Woodworkers Guild can do.

Paul





Wax is not water resistant, and definitely not waterproof. The thickness required to be truly water resistant will be ugly and sticky.



OUR SPEAKER

Joel LaFerriere is from the Howard County Woodworkers Guild and presented "Wax on Wood" which proved to be extremely interesting and informative. Joel is a past member of the Annapolis Guild.



Joel did a wonderful job explaining the history of wax as well as showing off quite a few examples (which were passed around the members) showing the different types of waxes available commercially, along with how they looked once applied.

He was especially keen on making his own wax, and came prepared with what looked like a mad scientist lab set up to show how to go about making your own.

Joel's presentation was really well put together, and the information was extensive. So much so, there is too much to include in the newsletter, so we're making it available on the website for download.

Log into the member section using your email address and password. The website is <http://annapoliswoodworkers.org>

Go to the Library link on the left, scroll to the bottom, and find the link "All About Wax" under "Other Publications".



SAFETY LECTURE



Barry Frankel, our esteemed Safety Counselor, gave another great speech about cooking oils, solvents, varnishes and stains, insecticides, herbicides and fertilizers, swimming pool chemicals, automotive fluids, poisons, and cleaning agents. It's hard to believe he only took 15 minutes to cover all this great information.

Barry also spoke about the infamous push stick. We've all used them and have many variations, but Barry showed the one stick to never use—the 3/4" small handled version that could turn you into a one armed paper hanger. Get rid of it and make a more durable version—other types were shown and available from Guild members as plans. You can request these in the problem box.

More places for disposal; check with each county.

Prince Georges County: Thurs, Fri, and Sat (8:30 - 3:30)

Brown Station Road Sanitary Landfill, 11611 White House Road, Upper Marlboro, MD
301 883-5045

Calvert County: Mt. Hope Community Center, 104 Pushaw Station Road, Sunderland, MD
March 23-September 14 (8:am to 2:PM)

Appeal Municipal Landfill, 401 Sweetwater Road, Lusby, June 11, Nov 16 (8:am to 2:pm)

Montgomery County: Shady Grove Solid Waste Transfer Station, 16101 Frederick Road, Derwood, MD. Anything, any time — just use the car entrance and go to the designated unloading area. Open daily, Monday-Friday (7:00 am to 8:00 pm), Saturday (7:00 am - 5:00 pm), Sunday, (9:00 am - 5:00 pm.)

These and more are listed on the web site for permanent information.
check out the "Member" section.

FIRST AID KITS

These are still available through Jack Hirrlinger at the meetings — an excellent kit that should be in everyone's shop. Members are entitled to 1 free kit, but can purchase additional kits for just \$10

MONOGRAM SHIRTS!


Doug Richardson is now offering AWG monograms for any shirts the members have. George Swisher's wife has agreed to monogram them for a cost of just \$10. Member is to supply the shirt to Doug.

UPCOMING EVENT

The Guild Trip to the shop of George Nakashima in New Hope, PA is scheduled for September 21st. Members will meet at the Millersville Park & Ride at 8:45am. The Guild is renting a coach bus for the trip at a cost of \$25/person. Contact Jim Francis for details. The bus will stop for lunch at member cost.



Someone give this guy a box to stand on. He barely makes it over the podium.



AWG

Just \$25

FROM THE BOARD ROOM

Proposed Annual Budget for 2013/2014

PROJECTED EXPENSES	
Church Hall Rental	\$960.00
Door Prizes	\$400.00
Newsletter (printing / postage)	\$1200.00
Membership (supplies / postage)	\$800.00
Honorariums	\$1000.00
Annual Dinner	\$3100.00
Toy Supplies (wheels, axles, spindles, etc)	\$2500.00
Insurance	\$620.00
Wood Show	\$500.00
Post Office Box	\$150.00
Treasurer (misc)	\$100.00
Secretary (misc)	\$50.00
TOTAL PROJECTED EXPENSES	\$11,380.00
PROJECTED INCOME	
Membership Dues	\$5500.00
Annual Dinner	\$2800.00
Donations (door prizes)	\$800.00
ENDOWMENT FUND	\$2500.00
TOTAL PROJECTED INCOME	\$11,600.00

Note Taker:

The Guild is looking for help taking notes at the Guild meetings. Person must be able to take accurate notes, transcribe them into a word processor or text editor, and email them to the newsletter editor within 7 days of the meeting for use in the upcoming newsletter. If you are interested, PLEASE contact the editor, Harry Chavez, for more details.

Volunteer Needed:

The Guild is looking for help managing the DVD Library. The process is very simple and quite easy to handle. If you are interested, PLEASE contact the DVD Librarian, Harry Chavez, for more details.

Membership Chairman wanted:

The Guild is looking for help maintaining the membership list of the Guild. Person must know how to use Microsoft Excel fairly well. If you are interested, PLEASE contact the Membership Chairman, Harry Chavez, for more details.

Membership Dues:

This is a friendly reminder to those still in arrears on your membership dues. Please work to get your membership brought up to date.

Thanks!!!



GUILD INTERESTS

Pat Applegate is seeking members interested in making an oak serving tray and caddy. This would be a very basic pattern done sometime in October or November.

More information will follow here in the future and at the general Guild Meeting.



Don Ames requested is seeking members interested in making a simple box. Several members already signed up at the last Guild Meeting.

More information will follow here in the future and at the general Guild Meeting.

George Swisher still has lumber for no cost for your pick up at your convenience. Please call George first to make arrangements.

NEW MEMBERS

Joining the Guild within the last 2 months are:

Candee Van Iderstine
Jim Mathwick

Willard Hottle
Robert DeAngelo

Bernie Baylor



WEB SITE

Have you been on the new Annapolis Woodworkers Guild website yet? If not, what are you waiting for? The membership section is live and active. If you haven't logged in yet or lately, check it out. Just use your email address you have registered with the Guild and your password. Don't worry, if you don't have a password or forgot yours, just contact the web master and he'll reset it for you—it's that simple. Send an email to webmaster@annapoliswoodworkers.org. If you don't have an email address registered, maybe it's time to get one. There are lots of free email sites out there to get started. Gmail and Yahoo are just 2 of many to choose from. Once you get an email address, contact the membership chairman so your account can be updated. You can send an email to mem-chair@annapoliswoodworkers.org or see him at the meeting.

Also check out the other areas and let us know what you think. We want to make this worthwhile for you and we can't do it without your good feedback.



EXCITING OPPORTUNITIES



Here's something for the ultimate woodworker - a 3-month turning training program.

Located in Rockport, Maine, the Center for Furniture Craftsmanship is offering this program starting in January of 2014.

If you are truly interested in learning the ultimate in turning, you can contact the school by going to their web site or calling them direct.

www.woodschoool.org

207-594-5611

The Washington Woodworkers Guild & Reston Community Center present a
MASTER CRAFTSMAN WEEKEND
October 25 - 27, 2013 at Reston Community Center

If you've been a Guild member for a few years, you'll remember Mario Rodriguez. Well, Mario is offering (FOR FREE!) a Friday night seminar on the construction of the Thomas Jefferson Lap Desk.

The date of the free seminar is Friday, October 25th, but you must register for this free seminar by means to be announced later.

There is also a 2 day workshop on October 26th and 27th, for \$200. In this 2 day workshop you will learn how to:

- Select the right wood species
- Layout and cut precise and perfect hand cut dovetails
- Fit the hardwood bottoms of a drawer
- Precisely fit the drawer web with a dust cover
- And more

SEPTEMBER MEETING

Speaker

Ben Roberson of Roberson Saw and Tool will give an extensive in-depth talk on saw blades.

- The Best Blade for what function
- What to look for in a blade
- How to maintain blades
- How to tell when a blade needs sharpening
- And much more . . .

Safety Topic

This month's safety topic will be about the safe use of jointers.

BIG Drawing this month!!

This month's Guild meeting will have a BIG ticket item for the drawing: a wooden-cased quality dado set, similar to the item pictured below. Please note, we got this picture from the web because the item was not available for this publication. It may look completely different, but you get the idea, eh?

Also in this month's raffle is an angle grinder.

Tickets will be \$5



Problem Box

Do you know the Guild has a problem box? You can find it at the back of the meeting room before the start and you can put any related question to the Guild.

This is a great place to ask those embarrassing questions, or to request a copy of the push stick pattern Barry mentioned.

Give it a try . . .



SHOW & TELL



Andy Borland showed off a gorgeous box he made from Bubinga (very beautiful AND expensive), left over from a bed frame made by his daughter's husband. Way to use up all those scraps Andy!



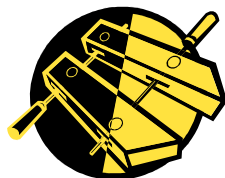
Ed Stone displayed a light which has a flexibility arm that allows the user to see into narrow tight spaces. Name brand is Cobalt and can be had at Lowe's.



Lloyd Gleason showed off a toy he made for his grandsons similar to a rubik's cube but folds out to a robot shape that is changeable. His hope is to get them off the computer games. Good luck with that Lloyd...



Hugh Houghton displayed two pepper mills he will display at farmers market for sales during the Holidays. For more info on the hardware used, see Hugh.



Rich Valentich displayed two beautiful framed stained glass windows. Seems he decided to complete some unfinished old projects.

Well done.



Bob Ashby showed off 2 items to-night. The first was a finger clamp that could be created very simply with some scrap wood and a few pieces of hardware. You can make


it any length to get really far into the piece to hold the item down.

Also shown was an example of how things come around again. Bob mentioned seeing an ad for a clamping device that uses a 2x4. He brought in his device which has been in the shop longer than he knows—maybe even 75 years.

We're still trying the figure out what the bread was for next to Bob.....



Last but certainly not least was **Jack Hirrlinger** displaying a fantastic toy tank that shoots rubber bands. His demo shot went clear across the room. Jack has a real knack for making action toys. FUN !!!




DVD LIBRARY

Membership Chairman Harry Chavez updated the Guild about the DVD Lending Library. With Copyright laws, the Guild can only lend 1 copy of each DVD out at a time. The guidelines are as follows:

1. DVDs available for borrowing will be at each Guild meeting with the DVD Librarian, usually located at the back of the meeting room.
2. Only 1 DVD can be borrowed at a time by the Guild member.
3. The Guild member MUST be current with their membership dues.
4. DVDs must be handled carefully. They are given to you in a “jewel” box, and should be returned in the same box by the next Guild meeting. Follow the instructions in the box for proper handling of the DVDs.
5. All DVDs are copyrighted, and require compliance with copyright laws. This means that you cannot copy them.
6. Many DVDs start up differently on different players. Our DVDs should work fine on nearly all players, while the best performance is from DVDs played on a desktop or laptop personal computer.
7. Please report any problems you experience with playing a DVD to the DVD Librarian.
8. Remember, these DVDs are for everyone, so keeping them longer than 1 month impacts other people's enjoyment.




THE RAFFLE WINNERS!



Mr. X
Sorry - guy got away before
we got his name
\$50 Lowes gift card



Wayne Johnson
O-ring kit



Harry Chavez
25 ft. Tape measure

Annapolis Woodworkers Guild

P.O. Box 6001
Annapolis, Maryland 21014

Phone: 240-417-2779
website: www.annapoliswoodworkers.org

Executive Board

Paul Dodson - President

president@annapoliswoodworkers.org

Barry Frankel - 1st Vice President

vp1@annapoliswoodworkers.org

Jim Francis - 2nd Vice President

vp2@annapoliswoodworkers.org

Karl Hoke - Treasurer

treasurer@annapoliswoodworkers.org

Bill Carbin - Secretary

secretary@annapoliswoodworkers.org

Harry Chavez - Membership Chair

memchair@annapoliswoodworkers.org

410-863-5940 or cell: 240-417-2779

Bob Ashby - Program Chair

progchair@annapoliswoodworkers.org

Harry Chavez - Newsletter Editor

news@annapoliswoodworkers.org

Jack Hirrlinger - Show & Tell**Vicki Kunde - Book Librarian**

Photographs by: Doc Bohlman

General Membership Meetings
2nd Thursday of each month 7 PM
Davidsonville United Methodist Church
#819, Route 214, Davidsonville, MD

Visitors always welcome

Executive Board Meetings
4th Thursday of each month 7PM
541A Baltimore Annapolis Blvd
Severna Park, MD

Annual Membership Dues \$35

For Information on the Guild call:
240-417-2779

Address correspondence to:
Annapolis Woodworkers Guild
P.O. Box 6001
Annapolis, Maryland 21014

Please visit our website:
www.annapoliswoodworkers.org

Make some saw dust!

Christmas Holiday Decoration Contest

This year at our Christmas Dinner we are having a Christmas Holiday Decoration Contest. Tables will be set up to display your entries. Debra Dodson and her assistant will be available to log in all entries, assign them a number and place them on the tables.

Contest Rules:

1. All entries must be of the Christmas holiday theme. Ornaments, centerpieces, outdoor or indoor decorations will all be accepted.
2. All entries must be handmade by you and made of wood.
3. Bring your entry to the dinner; see Debra or her assistant to have entry logged in.
4. Only one entry per member.
5. A ballot box and ballots will be on a table for all to vote on their favorite entry. Vote only once.
PLEASE do not vote for your own entry.
6. Voting will continue through the dinner meal.
7. You must be present to win.
8. Prizes will be awarded for 1st, 2nd, and 3rd place winners.
9. During check in you will be asked if you would like to donate your entry for the gift drawing.

Have fun and I will see you at the party on December 12, 2013

See website for details.

