

THE NEW COLONIAL WOODCUTTER

INSIDE THIS ISSUE:

<i>Our Speaker</i>	2
<i>Safety</i>	2
<i>Experienced Sawdust</i>	3
<i>Fresh Sawdust</i>	4
<i>Mentor List</i>	5
<i>From the Board</i>	6
<i>Guild Interests</i>	7
<i>Website</i>	7
<i>Show & Tell</i>	8
<i>DVD Library</i>	9
<i>Raffle Winners!</i>	9
<i>Christmas Contest</i>	10

The next AWG Guild meeting will be November 14th at 7PM

Davidsonville United Methodist Church

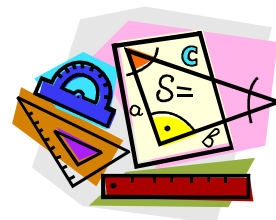
#819, Route 214, Davidsonville, MD

The next AWG Board meeting will be November 21st at 7PM

Champion Realty
541A Baltimore Annapolis Blvd
Severna Park, MD

Website:
www.annapoliswoodworkers.org

THE PRESIDENT'S ANGLE



My Fellow Woodworkers,

Halloween is over, and that tells us all that Christmas is right around the corner. If you plan to make something for the drawing at the Christmas dinner, now is the time to start working on it. I hope you plan to make something for the Christmas contest (you may decide to keep your entry or donate it to the giveaways), and even if you don't win, you will have contributed to the fun. That is a real fun night and you should bring your best girl and join us for a great time. We have a band and lots of giveaways, so join us. It is \$35 per person.

The toys to be donated for Sarah's House and other charities should also be brought to the dinner, so the people who plan to deliver them can have easy access, and will not have to chase all around picking them up.

On the subject of the Woodworking Show: I put out a clipboard at the last meeting looking for members to volunteer to help out at the show. The clipboard will be out again at the November meeting. We need 36 more volunteers. This is your opportunity to shine. The show brings in people from not only Maryland, but from Pennsylvania, Delaware, and other nearby states. We also need a lot of items to display. Let's show off your work. Let's show all the people there what the Guild members can do. We have gotten lots of new members through the Woodworking Shows. We need your help.

Please have a wonderful Thanksgiving Holiday and be safe.

Paul





OUR SPEAKER


BY BOB ASHBY



Brian Graham was introduced and provided a presentation on BAND SAWS. His talk included tension determination and proper adjustment (Note: A new spring is often needed to bring the saw back to factory recommendations); He spoke about proper adjustment of the blade guide assembly, including thrust bearing, and the leveling of the table, etc. Brian shared some great ideas with his extensive knowledge such as how to take the table off of the unit he brought in, where and how the different blade blocks are used, and he made his recom-



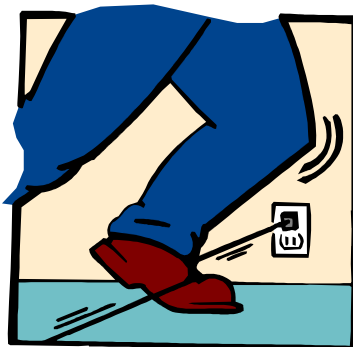
mendations on the best block materials to use. Proper settings of the guide wheels were covered as well. He also demonstrated how to wind up a blade for storage and safe handling. After the presentation, several people were given a chance to try the winding technique. I'm glad to say, there was no loss of fingers during these attempts.



SAFETY


Barry Frankel spoke about:

- Posture
- Proper footwear to minimize fatigue
- Take appropriate rest breaks
- Use anti-fatigue mats
- Know how to properly store chemicals
- Invest in a good dust collection system and ventilation
- Understand how to manage long pieces of lumber to avoid strains
- Lighting is important along with glasses and ear protection
- See RWW 157 woodworking safety presentation on UTUBE



EXPERIENCED SAWDUST

BY ANDY BORLAND



This is the second in a series of reintroducing some of our long time members. This month is JACK HIRRLINGER

AWG: TELL US ABOUT YOURSELF; HOMETOWN, BACKGROUND, EDUCATION, PROFESSION, AND OTHER INTEREST?

JACK: I am one of those rare individuals who were raised in Washington D.C. I went to Maryland University for one year and then served two years in the army (drafted). I had a good bit of correspondence school (prevalent before the computer age). When solid state electronics began, my vacuum tube education became obsolete, so I went to night school to catch up with the times. For lack of a better term, we referred to our company as electrical contractors, although we never did any contracting. We did motor control and automation.

AWG: HOW LONG HAVE YOU BEEN INTERESTED IN WOODWORKING?

JACK: I always liked to build things, and I guess wood was the handiest material to use.

AWG: HOW LONG HAVE YOU BEEN A MEMBER OF OUR GUILD?

JACK: It says on my card 18 years. Wow!

AWG: WHAT GOT YOU INTERESTED IN WOODWORKING?


JACK: I remember making wooden toys as a kid. I remember when I made a double barreled machine gun like you see on top of bombers in the movies. I would climb a maple tree we had in our yard, sit on one limb and brace the machine gun on another limb. Then I would shoot cars and pedestrians as they came up our street.

AWG: WHAT ARE YOUR FAVORITE WOODWORKING PROJECTS?

JACK: Toys. I guess it's the kid in me. I like the novelty value. And I enjoy watching my grandsons' faces when they play with them.

AWG: HAVE YOU RECEIVED AWARDS OR RECOGNITIONS FOR ANY OF YOUR WOODWORKING PROJECTS? IF SO, WHAT WERE THEY FOR AND BY WHOM?

JACK: I don't think they give awards for toys. Awards are for the master craftsmen who make fine furniture. I just make toys for the fun of it.



AWG: WHAT OR WHO HAS INFLUENCED YOUR WOODWORKING INTEREST?

JACK: I guess the answer to that question would be the excellent woodworkers we have right here in the Guild. I have learned an awful lot as a member of the Guild.

AWG: JACK, YOU MAKE MARVELOUS TOYS AND MAGIC TRICKS. WHY HAVEN'T YOU WRITTEN A BOOK?

JACK: Laziness. When I think of all of the work making the drawings, writing the articles, and, I'm sure, a lot that I am not even aware of, I just don't want to tackle such a project.

AWG: WHAT WOODWORKING PUBLICATIONS DO YOU READ, AND WHICH ONE DO YOU REFER TO MOST OFTEN?

JACK: The only publication I subscribe to is Wood magazine. And that is mainly to see the clever ideas readers submit about their shop and woodworking. I'm not the type of person who studies a subject thoroughly before I start. I'd rather jump right in and figure it out myself. I have made some marvelous jigs, and developed some wonderful techniques, only to find that my jigs and techniques have been in use for centuries. That's a pretty good definition of an uneducated man.

AWG: DESCRIBE YOUR WORKSHOP SUCH AS LOCATION, SIZE, POWER TOOLS, IMPORTANT HAND TOOLS, JIGS COMMONLY USED, AND ANYTHING UNUSUAL ABOUT YOUR SHOP.

JACK: My shop is in my basement. When I bought my table saw, one of the prime considerations was how heavy a saw I can carry down to my basement. My shop measures 23 1/2 x 14. I have both a table saw and a radial saw. I do my ripping on the table saw, and my cross cutting on my radial saw. As long as you periodically realign it, a radial saw does a fine job of cross cutting. BUT DON'T TRY TO RIP WITH IT. Other than that, just the usual power tools, with the possible exception of a drum sander. I have a whole closet full of jigs that I kept because they worked so well. I no longer have any idea what they're for, but I hesitate throwing them away.

AWG: ARE YOU DOING ANYTHING SPECIAL NOW THAT GIVES YOU GREAT JOY?

JACK: I am just starting the work shop for making Christmas toys. That's always fun.

FRESH SAWDUST

BY ANDY BORLAND

This new section will feature the new members joining the Guild. The information presented is from the completed membership form and formatted for this article.

MEMBER NAME: CLAIRE COLE

WHAT DID YOU DO FOR A LIVING?

TAUGHT PSYCHOLOGY AT ANNE ARUNDEL COMMUNITY COLLEGE

WHAT DO YOU WANT FROM THE GUILD?

1. LEARN THINGS ABOUT TOOLS, TECHNIQUES AND FINISHES
2. RESOURCE FOR PROBLEMS
3. ENJOY THE COMPANY

HOW CAN YOU CONTRIBUTE TO THE GUILD?

1. WILLING TO SHARE MY SHOP WITH PERSONS WHO DON'T HAVE ONE
2. SHARE NEW THINGS I COME ACROSS

MEMBER NAME: WILL HOTTLER

WHAT DID YOU DO FOR A LIVING?

ARCHITECT

HOW DID YOU HEAR ABOUT OUR GUILD?


HEARD ABOUT THE GUILD FROM READING THE CAPITAL NEWSPAPER NOTICES

WHAT DO YOU WANT FROM THE GUILD?

1. ASSOCIATE WITH PEOPLE WITH WOOD-WORKING INTEREST
2. LEARN ABOUT EQUIPMENT, METHODS AND TECHNIQUES THAT EXPERIENCED PEOPLE HAVE

HOW CAN YOU CONTRIBUTE TO THE GUILD?

HOPE TO GET INTO MAKING TOYS AND OTHER CHARITABLE THINGS



MEMBER NAME: MATT SCHROEDER

WHAT DID YOU DO FOR A LIVING?

CHEMIST

HOW DID YOU HEAR ABOUT OUR GUILD?

INTERNET

WHAT DO YOU WANT FROM THE GUILD?

THE OPPORTUNITY TO LEARN AND GET NEW IDEAS

HOW CAN YOU CONTRIBUTE TO THE GUILD?

NOT SURE YET BUT WILLING TO JUMP IN

MEMBER NAME: ABRAM LISTER

WHAT DID YOU DO FOR A LIVING?

A SOLUTIONS ARCHITECT

HOW DID YOU HEAR ABOUT OUR GUILD?

1. WOOD SHOW
2. INTERNET WEBSITE

WHAT DO YOU WANT FROM THE GUILD?

KNOWLEDGE

HOW CAN YOU CONTRIBUTE TO THE GUILD?

NOT SURE BUT WANT TO LEARN

MEMBER NAME: PAUL BURLOW

WHAT DID YOU DO FOR A LIVING?

HISTORY PROFESSOR

HOW DID YOU HEAR ABOUT OUR GUILD?

THE INTERNET

WHAT DO YOU WANT FROM THE GUILD?

NOT SURE YET.

HOW CAN YOU CONTRIBUTE TO THE GUILD?

NOT SURE BUT HAVE EXPERIENCE BUILDING CABINETS

MENTOR LIST



First Name	Last Name	Phone	Email	Mentor Subject
Johnstone	Quinan	410-956-5428		Antique Furniture Restoration
Patrick	Applegate	410-426-8287	pappleg@jhmi.edu	Brushed Shellac ~ Hand Planes
Edward	Stone	301-464-8079	edwhstone@comcast.net	Clock Making ~ Gilding
Michael	Arndt	410-551-8588	MarylandWoodPro@gmail.com	Finish Repair ~ Furniture Repair
Hugh	Houghton	410-263-8615	hjhoughton@comcast.net	Routing ~ Laminating
Win	Allred	301-587-3821	winallred@yahoo.com	Scrollsaw
Harry	Chavez	410-863-5940	harry.chavez@gmail.com	Scrollsaw
Paul	Dodson	410-760-5382	pdwoodcrafts@verizon.net	Scrollsaw
Jim	Luck	410-647-6622	jfl639@verizon.net	Shaker Boxes ~ Marquetry ~ Inlays
Roy	Sparks	302-337-1016	roysparks6757@earthlink.net	Stains ~ Hand Rubbed Oil Finish
Robert	Ashby	410-969-2910	toolsrus58@comcast.net	Tooling ~ Cabinet Making
Jack	Hirrlinger	410-798-1339	tjhirr@verizon.net	Toys ~ Electrical Problems

If you wish to be included as a mentor, just drop us a line and let us know. The more we share our knowledge and experiences, the better the Guild can be.

UPCOMING ARTICLES

We continue to see, in the Show & Tell section of our general meetings, in our small group workshops, and in general conversations, that a vast body of knowledge exists in our collective membership. In an effort to better share this knowledge better, we will begin a new "Guest Editor" column in the newsletter in the near future.



Each and every one of us is invited to be a guest editor. That includes those among us who feel that they may have a writing impairment! We are not looking for embellished prose; we are looking for knowledge, ideas, and experiences. The Newsletter Staff will assist you in converting your contributions into the written word.



To help us get started, please send us your thoughts about subjects that you would like to read about or subjects that you would like to share with your fellow Guild members. We look forward to your comments - we will begin publishing the column as soon as we have an adequate inventory of articles. You may forward your comments to Al Veiel (allor@iecc.org or 410-647-9131)

Hey—have a suggestion for or about the newsletter, send an email to news@annapoliswoodworkers.org

FROM THE BOARD ROOM



November and December Board Meetings

The board meeting for November will be on the 21st and for December will be on the 19th due to the holiday season.

Did you know the board meeting is open to everyone? If you want to know how the Guild works behind the scenes, come to a meeting.

Unless otherwise announced, the Board Meetings are held the 4th Thursday of the month at:
Champion Realty
541A Baltimore Annapolis Blvd
Severna Park, MD

Membership Dues:

This is a friendly reminder to those still in arrears on your membership dues. Please work to get your membership brought up to date.
Thanks!!!

Help Wanted: Note Taker

The Guild is looking for help taking notes at the Guild meetings. Person must be able to take accurate notes, transcribe them into a word processor or text editor, and email them to the newsletter editor within 7 days of the meeting for use in the upcoming newsletter. If you are interested, PLEASE contact the president, Paul Dodson, for more details.

Patience is the key

The new membership chairman (Lee Bryton) is getting his sea legs, so please be patient during this transition. If you have not received your welcome package, just let him know and he will get it to you as quickly as possible.

Guild Tool borrowing

Don Ames is the tool coordinator for the **Alignment Tool**. Contact him at 410-268-0509.
Adam Schmitt is the tool coordinator for the **Work Sharp**. Contact him at 443-534-0408.

It is not too early to begin work on Christmas Toys. Please consider making them for those less fortunate. Your items will bring a smile to many faces. The good news is that children do not look at each toy with a critical eye. All toys will be collected at the December Christmas Dinner.

Thanks!

Harry Chavez will have some wood cutoffs available at the next Guild meeting. Included will be lots of veneer plywoods, 1/4", 1/2", and 3/4" thicknesses. Also available are a few blocks of Swamp Ash. The blocks are about 2" thick and in sizes about 10" x 15". There may be a few pieces of hardwood as well.

GUILD INTERESTS



Mike Arndt announced a router class to be held on November 16 at Troy Beale's shop. All material and templates will be provided and participants need to bring their own eye and ear protection. A sign up sheet was passed around for two classes: one in the morning and one in the afternoon. Cost is \$20.00

George Swisher still has lumber for no cost for your pick up at your convenience. Please call George first to make arrangements.

The library of books and magazines will be disbanded bit by bit over the next few months by bringing the items to the Guild meetings for anyone wanting them—THEY'RE FREE!

Andy Borland passed out a sign up sheet offering a second basic Box Class 1, prior to starting Box Class 2. Classes will be held at Don Ames' shop and the price will be \$15 per member.

Andy also offered a flyer from Peachtree's website about a special offer for a Triton router with a free sander. A great deal if you are looking for another router!

Vicki Kunde is again in charge of the AWG Toy Distribution List for 2013. The following are charities listed to receive gifts: Backpack Buddy Program, Cisco Center of Disabled Children, Backpack Buddy Lutheran Church, Sarah's House, SPAN, and Chrysalis House. Hope House was also suggested from the audience. If you know of other charities that can be included contact Vicki directly.

The Wood Show in Timonium is quickly approaching. Anyone interested in helping, please contact Paul Dodson or Harry Chavez. We need help with setup, break down, and most importantly, manning the booth during the show. If you volunteer to help with the booth, you get free entrance to the show. Not a bad deal!

WEB SITE

BY DAVID TATE

The Guild website is really taking shape but we need your input and involvement. If you haven't logged in yet or in awhile, do so. Take a look around and test it out. Tell us what you like and what you don't.

It's time to start making this a site you're happy with and want to visit on a regular basis. Here's the link again:

www.annapoliswoodworkers.org

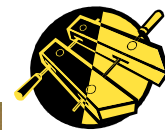
We'd like to request pictures of your favorite wood piece you've made, either recently or in the past. We have a section named Gallery that is currently empty. Let's start uploading those pics and really start showing what the AWG is all about. Contact David Tate with your pictures.

C'mon everyone! Show your stuff!




SHOW & TELL

BY JACK HIRRLINGER



Claire Cole showed the box she made in the box making class and paid accolades to the instructors (Don Ames & Andy Borland) for their knowledge and skills in teaching. She also showed a board she had drilled holes into, to hold push pins to place a board on when finishing, and a couple of stick-ups to remind her to take care of the tension on the band saw. All this from someone who joined just 2 months ago!



Jim Francis made a Southern Ladies Desk (200 hours) using cherry, poplar and some white pine. He used hyde glue but had to refinish because of a water soluble problem between the stain and the glue.



Chris McDonald showed checker boards and Tic-Tac-Toe boards. He described his invention for making the checkers. This guy is becoming a regular at Show & Tell.



Bob Ashby had some turned bottle stops that he will donate to his church's cause for the Malaria Fund in Africa.



DVD LIBRARY

BY LLOYD GLEASON

Don't forget about the library. There are many topics available to choose from. The DVD's are listed on the website. The guidelines are as follows:

1. DVDs available for borrowing will be at each Guild meeting with the DVD Librarian, usually located at the back of the meeting room.
2. Only 1 DVD can be borrowed at a time by the Guild member.
3. The Guild member MUST be current with their membership dues.
4. DVDs must be handled carefully. They are given to you in a "jewel" box, and should be returned in the same box by the next Guild meeting. Follow the instructions in the box for proper handling of the DVDs.
5. All DVDs are copyrighted, and require compliance with copyright laws. This means that you cannot copy them. There are 3 exceptions in the list - see the librarian for which are able to be copied.
6. Many DVDs start up differently on different players. Our DVDs should work fine on nearly all players, while the best performance is from DVDs played on a desktop or laptop personal computer.
7. Please report any problems you experience with playing a DVD to the DVD Librarian.
8. Remember, these DVDs are for everyone, so keeping them longer than 1 month impacts other people's enjoyment.



THE RAFFLE WINNERS!

Claire Cole won the \$50 Lowe's gift card.

(Watch out, I think Bob Ashby has his eye on that card)



Lloyd Gleason won the Harbor Freight tape measure



Melva Daniel selected the electric drill, which was donated from the Schramm's Farm hoard.



No one claimed the screwdriver set offered . . .



Annapolis Woodworkers Guild

P.O. Box 6001
Annapolis, Maryland 21014

Phone: 240-417-2779
website: www.annapoliswoodworkers.org

Executive Board**Paul Dodson - President**

president@annapoliswoodworkers.org

Barry Frankel - 1st Vice President

vp1@annapoliswoodworkers.org

Jim Francis - 2nd Vice President

vp2@annapoliswoodworkers.org

Karl Hoke - Treasurer

treasurer@annapoliswoodworkers.org

Bill Carbin - Secretary

secretary@annapoliswoodworkers.org

Lee Bryton - Membership Chair

410-969-5336

memchair@annapoliswoodworkers.org

Bob Ashby - Program Chair

progchair@annapoliswoodworkers.org

Harry Chavez - Newsletter Editor

news@annapoliswoodworkers.org

Bob Bridgers - Asst. Newsletter Editor**Jack Hirrlinger - Show & Tell****Vicki Kunde - Book Librarian****Lloyd Gleason - DVD Librarian****Photographs by: Doc Bohlman**

General Membership Meetings
2nd Thursday of each month 7 PM
Davidsonville United Methodist Church
#819, Route 214, Davidsonville, MD

Visitors always welcome

Executive Board Meetings
4th Thursday of each month 7PM
Champion Realty
541A Baltimore Annapolis Blvd
Severna Park, MD

Annual Membership Dues \$35

For Information on the Guild call:
410-969-5336

Address correspondence to:
Annapolis Woodworkers Guild
P.O. Box 6001
Annapolis, Maryland 21014

Please visit our website:
www.annapoliswoodworkers.org

Christmas Holiday Decoration Contest

This year at our Christmas Dinner we are having a Christmas Holiday Decoration Contest. Tables will be set up to display your entries. Debra Dodson and her assistant will be available to log in all entries, assign them a number and place them on the tables.

Contest Rules:

1. All entries must be of the Christmas holiday theme. Ornaments, centerpieces, outdoor or indoor decorations will all be accepted.
2. All entries must be handmade by you and made of wood.
3. Bring your entry to the dinner. See Debra or her assistant to have entry logged in.
4. Only one entry per member.
5. A ballot box and ballots will be on a table for all to vote on their favorite entry. Vote only once.
- PLEASE do not vote for your own entry.
6. Voting will continue through the dinner meal.
7. You must be present to win.
8. Prizes will be awarded for 1st place (\$100), 2nd place (\$75), and 3rd place (\$50).
9. During check-in you will be asked if you would like to donate your entry for the gift drawing or plan to take it back home.

Have fun, and we will see you at the party on December 12, 2013

See website for details

www.annapoliswoodworkers.org

Party Location

Elks Lodge
Annapolis Lodge #622
2 Pythian Drive
Edgewater, MD 21037
410-573-0201



Final day to pay for the party is **Nov. 30**

It would be better to pay at the next Guild meeting.

Don't miss out!

Make some saw dust!